



## How to run QAT Model Paper

The model paper of QAT has been uploaded in the secured area of examinees at ICAP website. It is available in the same software which will be used for actual examination. After downloading, QAT paper could be attempted for unlimited number of times in offline mode.












Please note that the main objective of providing model paper in software is to make the examinees familiar with the environment and features of the examination software.

Following is the step by step process to run the QAT Model Paper in offline mode:

**Step 1:** Download the zip file to your local machine and extract the contents to a folder as shown below:

Name	Date modified	Type	Size
 QAT Model paper.zip	18/02/2022 9:09 pm	WinRAR ZIP archive	201,449 KB
 QAT Model paper	20/02/2022 5:32 pm	File folder	

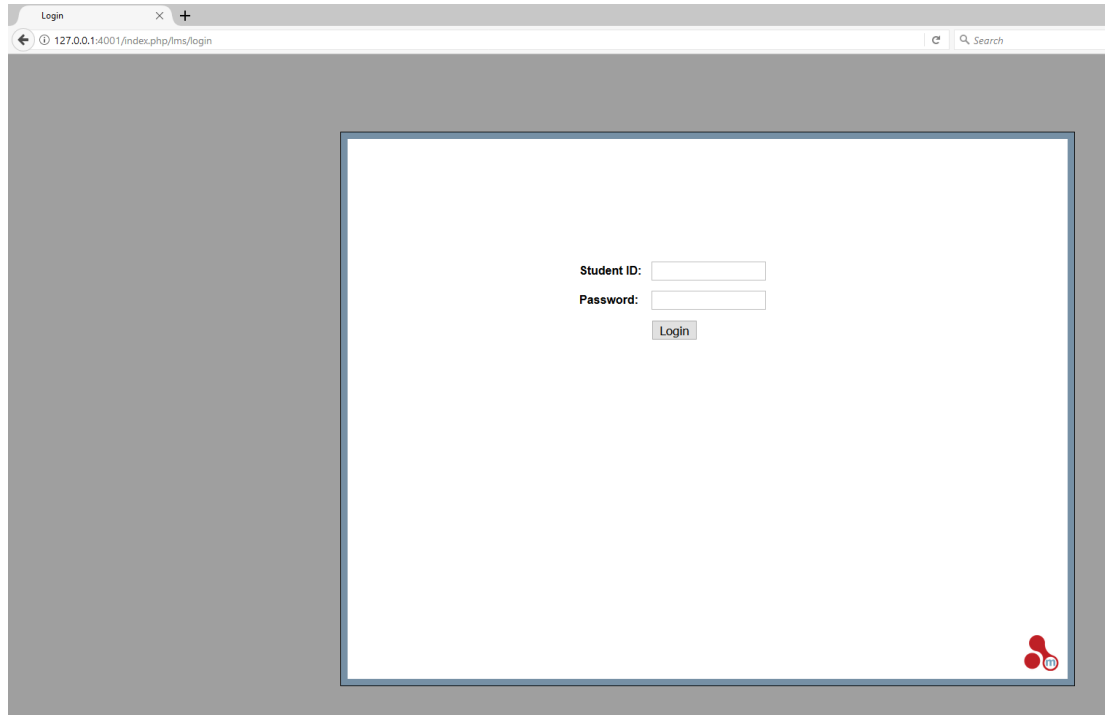
**Step 2:** Open the folder QAT Model paper where the files have been extracted and execute the AssessmentMaster.exe file

Name	Date modified	Type	Size
 FirefoxPortable	27/07/2020 09:12	File folder	
 htdocs	27/07/2020 09:13	File folder	
 server	27/07/2020 09:15	File folder	
 server-config	27/07/2020 09:14	File folder	
 <b>AssessmentMaster.exe</b>	27/07/2020 09:11	Application	957 KB
 firefoxPath.exe	27/07/2020 09:12	Application	23 KB
 GetAddress.bat	27/07/2020 09:12	Windows Batch File	1 KB
 pms_config.ini	27/07/2020 09:14	Configuration sett...	7 KB
 SandboxTest.bat	27/07/2020 09:12	Windows Batch File	1 KB
 SetAsServer.bat	27/07/2020 09:12	Windows Batch File	1 KB
 UploadResults.bat	27/07/2020 09:12	Windows Batch File	1 KB

This will prepare the system for the test and you will see the following window:



Once loading has completed you will see a login screen as shown below:



**Step 3:** Enter the following student ID and password for login:

No.	Test Name	Student ID	Password
1.	Qualifying Assessment Test	QAT	123

**Please note that:**

- (i) QAT Model paper can be run multiple times. To run the model paper again, previous run of model paper must be exited properly. This could be done in multiple ways including logging off from the paper or closing the browser.
- (ii) After exiting the browser, a message will come up saying 'Assessment Master is exiting', wait for this to finish before trying to run the AssessmentMaster.exe again.
- (iii) Depending upon examinee's system setup, the screen might open in Kiosk mode (full screen) but the paper will behave exactly the same. However, to get out of the paper, press ALT+F4 then enter the password mKiosk OR press ALT+F4 twice and the browser will exit.
- (iv) For further guidance on features and functions of the examination software please refer to the document 'Guidance on Examination Software' available at ICAP's website.