



How to run the Model Papers

The model papers of PRC have been uploaded in the secured area of examinees at ICAP website. These are available in the same software which will be used for actual examination. After downloading, each paper could be attempted for unlimited number of times in offline mode.












Please note that the main objective of providing model papers in software is to make the examinees familiar with the environment and features of the examination software.

Following is the step by step process to run the Model Papers in offline mode:

Step 1: Download the zip file to your local machine and extract the contents to a folder as shown below:

Name	Date modified	Type	Size
 Model papers.zip	05/11/2021 10:32 am	WinRAR ZIP archive	188,551 KB
 Model papers	05/11/2021 2:59 pm	File folder	

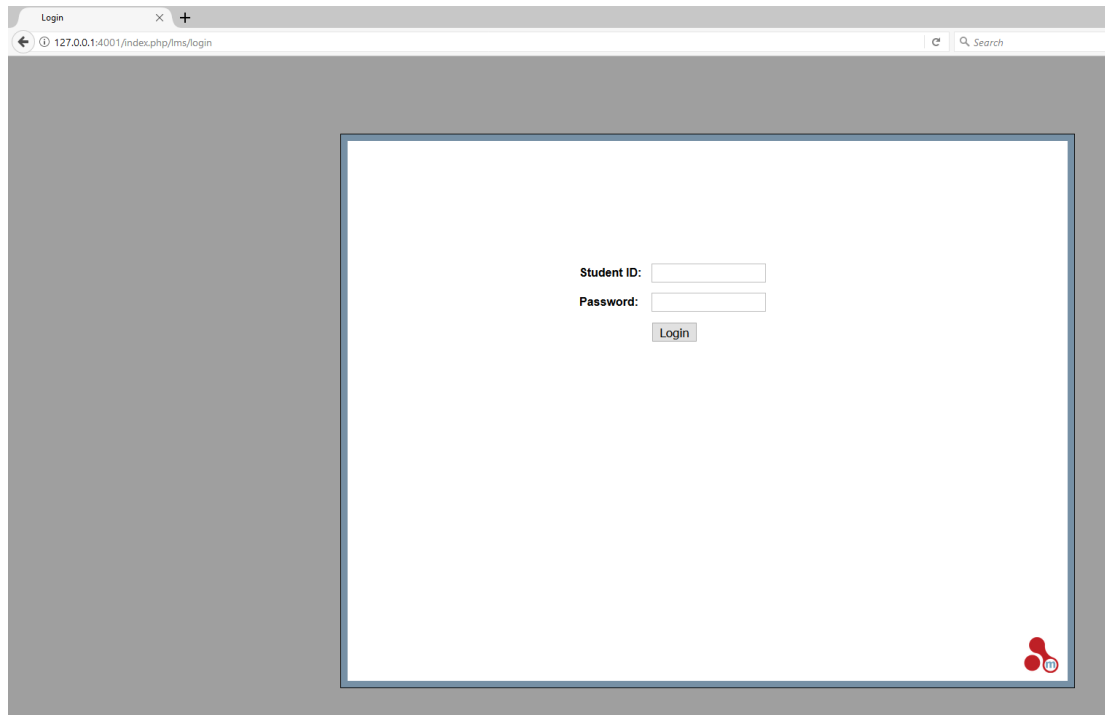
Step 2: Open the folder Model Papers where the files have been extracted and execute the AssessmentMaster.exe file

Name	Date modified	Type	Size
 FirefoxPortable	27/07/2020 09:12	File folder	
 htdocs	27/07/2020 09:13	File folder	
 server	27/07/2020 09:15	File folder	
 server-config	27/07/2020 09:14	File folder	
 AssessmentMaster.exe	27/07/2020 09:11	Application	957 KB
 firefoxPath.exe	27/07/2020 09:12	Application	23 KB
 GetAddress.bat	27/07/2020 09:12	Windows Batch File	1 KB
 pms_config.ini	27/07/2020 09:14	Configuration sett...	7 KB
 SandboxTest.bat	27/07/2020 09:12	Windows Batch File	1 KB
 SetAsServer.bat	27/07/2020 09:12	Windows Batch File	1 KB
 UploadResults.bat	27/07/2020 09:12	Windows Batch File	1 KB

This will prepare the system for the test and you will see the following window:



Once loading has completed you will see a login screen as shown below:



Step 3: Enter the following student IDs and passwords for each test:

No.	Test Name	Student ID	Password
1.	Introduction to Accounting	IA	123
2.	Introduction to Business	IB	123
3.	Business Writing and Comprehensions Skills	BWC1	123
4.	Business Writing and Comprehensions Skills	BWC2	123
5.	Principles of Economics	IEF	123
6.	Quantitative Methods	QMT	123

Please note that:

- (i) Model papers can be run multiple times in any order; however, it is advised to run one paper at a time on a computer.
- (ii) When a paper is completed, either login with a different Student ID to run a different paper or close the browser. After exiting the browser, a message will come up saying exiting Assessment Master, wait for this to finish before trying to run the AssessmentMaster.exe again.
- (iii) Depending upon examinee's system setup, the screen might open in Kiosk mode (full screen) but the paper will behave exactly the same. However, to get out of the paper, press ALT+F4 then enter the password mKiosk OR press ALT+F4 twice and the browser will exit.
- (iv) For further guidance on features and functions of the examination software please refer to the document 'Guidance on Examination Software' available at ICAP's website.