



How to run the Model Questions on Graph (Subtest of Model Paper(s) of CAF, CFAP & MSA)

The model questions on the 'graph', have been uploaded in the secured area of examinees at ICAP website. It is a subtest of model paper(s) of CAF, CFAP & MSA Examinations. It is available in the same software environment which will be used for the actual examination. After downloading the subtest, it could be attempted for unlimited number of times in offline mode.












Please note that the main objective of this subtest is to make the examinees understand how the questions on graphs would be presented and how they could answer those questions by using different features of the examination software. Guidance on different features and functions of the graphing tools is also available within the offline mode.

Following is the step-by-step process to run the subtest in offline mode:

Step 1: Download the zip file to your local machine and extract the contents to a folder as shown below:

Name	Date modified	Type	Size
 Practice Questions on Graph.zip	04/08/2022 3:43 pm	Compressed (zipped)...	323,586 KB
 Practice Questions on Graph	04/11/2022 3:02 pm	File folder	

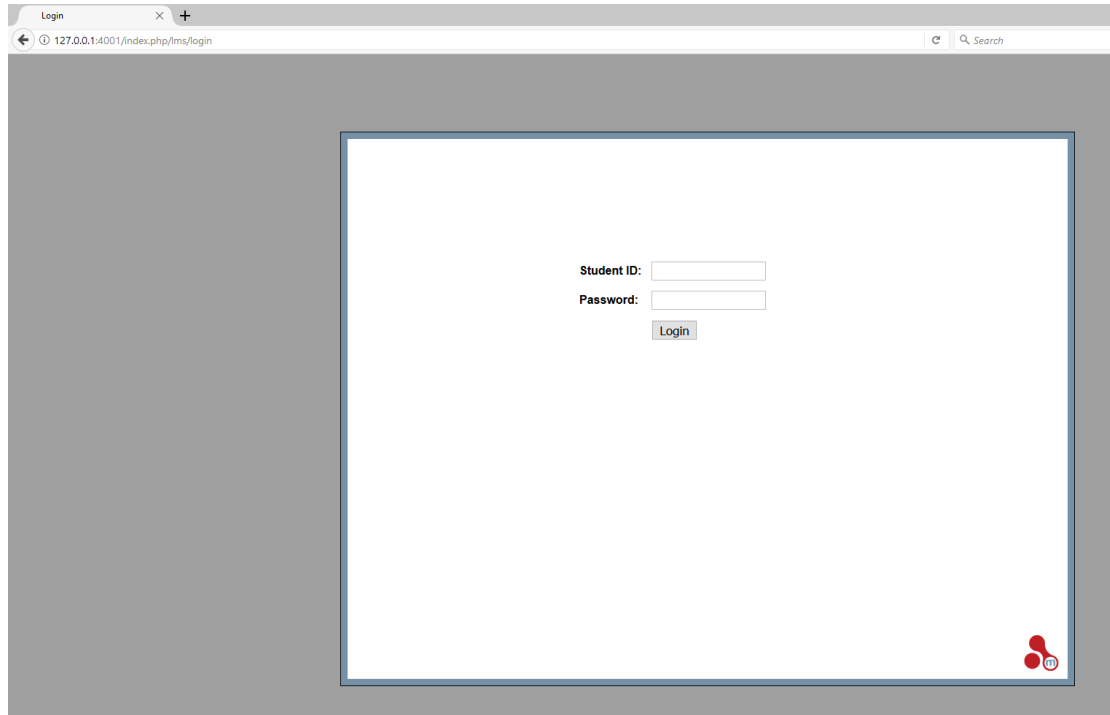
Step 2: Open the folder Practice Questions on Graph where the files have been extracted and execute the AssessmentMaster.exe file

Name	Date modified	Type	Size
 FirefoxPortable	27/07/2020 09:12	File folder	
 htdocs	27/07/2020 09:13	File folder	
 server	27/07/2020 09:15	File folder	
 server-config	27/07/2020 09:14	File folder	
 AssessmentMaster.exe	27/07/2020 09:11	Application	957 KB
 firefoxPath.exe	27/07/2020 09:12	Application	23 KB
 GetAddress.bat	27/07/2020 09:12	Windows Batch File	1 KB
 pms_config.ini	27/07/2020 09:14	Configuration sett...	7 KB
 SandboxTest.bat	27/07/2020 09:12	Windows Batch File	1 KB
 SetAsServer.bat	27/07/2020 09:12	Windows Batch File	1 KB
 UploadResults.bat	27/07/2020 09:12	Windows Batch File	1 KB

This will prepare the system for the subtest and you will see the following window:



On completion of loading, you will see a login screen as shown below:



Step 3: Enter the following student ID and password to run the subtest:

No.	Test Name	Student ID	Password
1.	Practice Questions on Graph (Subtest)	PQG	123

Please note that:

- (i) The subtest can be run multiple times.
- (ii) To run the subtest again, you must either log off from the subtest or close the browser.
- (iii) In case you logged off from the subtest, you can log into the subtest again by simply entering the student ID and password.
- (iv) In case you close the browser, you will see a message 'Assessment Master is exiting, please wait'. Please wait for the completion of the exit process before running the AssessmentMaster.exe again.
- (v) Depending upon the examinee's system setup, the screen might open in Kiosk mode (full screen) but the paper will behave exactly the same. However, to get out of the paper, press ALT+F4 then enter the password mKiosk OR press ALT+F4 twice and the browser will exit.
- (vi) For further guidance on features and functions of the examination software please refer to the document 'Guidance on Examination Software' available at ICAP's website.